


# Make a card for Mother's Day!

You can:

- create a card      ⇒ #1
- colour a card      ⇒ #2
- print a card      ⇒ #3
- write a card      ⇒ #4


# #1-Create a card : examples







1. Print off the template. 2. Cut along solid lines, fold into a concertina on the dotted lines.  
3. See [mulberry.com/blog](http://mulberry.com/blog) for decoration ideas. 4. Why not show us photos of your Mother's Day masterpiece? Upload them to [www.facebook.com/mulberry](https://www.facebook.com/mulberry)

Here are some bits; you might like to cut them out and add them to your card!




Fold dotted line



Cut solid line 

  
MULBERRY

## #2-Colour a card




Fold





# Happy Mother's Day



*Happy*   
*Mother's Day*

# #3-Print a card





*A Token of Affection*



*for you on Mother's Day*

*Happy  
Mother's  
Day*



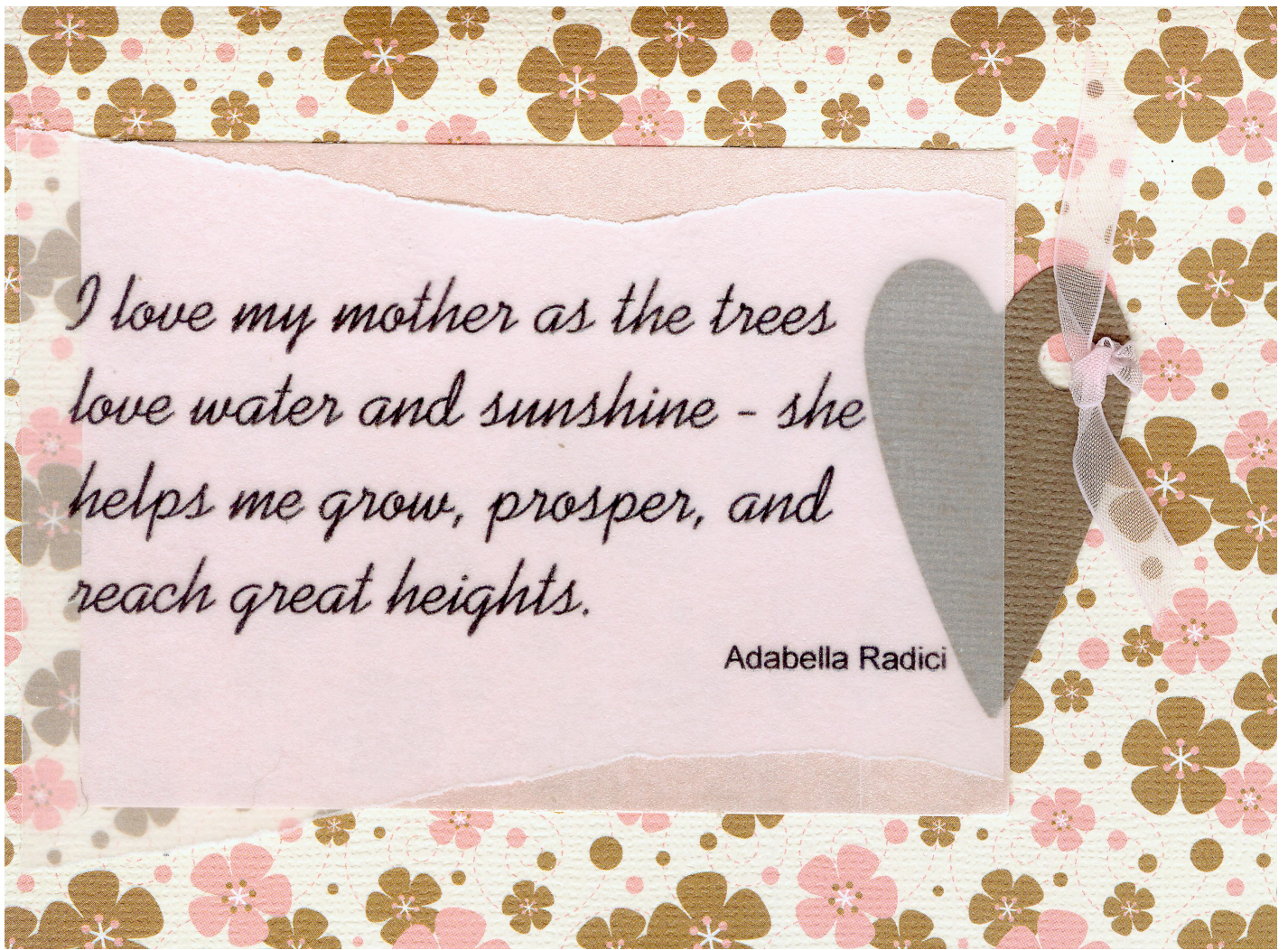
**Happy  
Mother's  
Day  
to the MOM  
who  
does it ALL!**





# #4-Write a card





*I love my mother as the trees  
love water and sunshine - she  
helps me grow, prosper, and  
reach great heights.*

Adabella Radici

Now, it's your turn! 

Enjoy!  